

Scaled data based on original data using  
LM-79-08 Approved Method: Electrical and Photometric Measurements of Solid-  
State Lighting Products

Test Report Prepared for  
Cooper Lighting Solutions  
(formerly Eaton)

Brand: McGRAW-EDISON

Report Number: P386010

Luminaire Tested: **GWC-SA1C-760-U-T4FT-HSS**

Issue Date: 3/3/2020

**Test Information**

Test Method: LM-79-08  
Report Number: P386010  
TEST IS SCALED FROM IESNA LM-79-08 TEST DATA (G2-1903-205-17)  
Test Lab: INNOVATION CENTER  
Issue Date: 3/3/2020  
Manufacturer: COOPER LIGHTING SOLUTIONS (FORMERLY EATON)  
Product Line: MCGRAW-EDISON  
Catalog Number: GWC-SA1C-760-U-T4FT-HSS  
Description: GALLEON WALL LUMINAIRE  
(1) 70 CRI, 5700K, 1050mA LIGHTSQUARE WITH 16 LEDS AND TYPE IV FORWARD  
THROW OPTICS WITH HOUSE SIDE SHIELD  
Light Source: -  
Ballast/Driver: ELECTRONIC DRIVER

**Summary**

Lumens per Lamp: N/A  
Luminaire Lumens: 5364 lumens  
Efficiency: N/A  
Efficacy: 90.9 lumens/watt  
Luminous Opening: Rectangular (W 0.5' x L: 0.5' x H: 0')  
IES Classification: Type IV - Short  
BUG Rating: B1 - U0 - G2

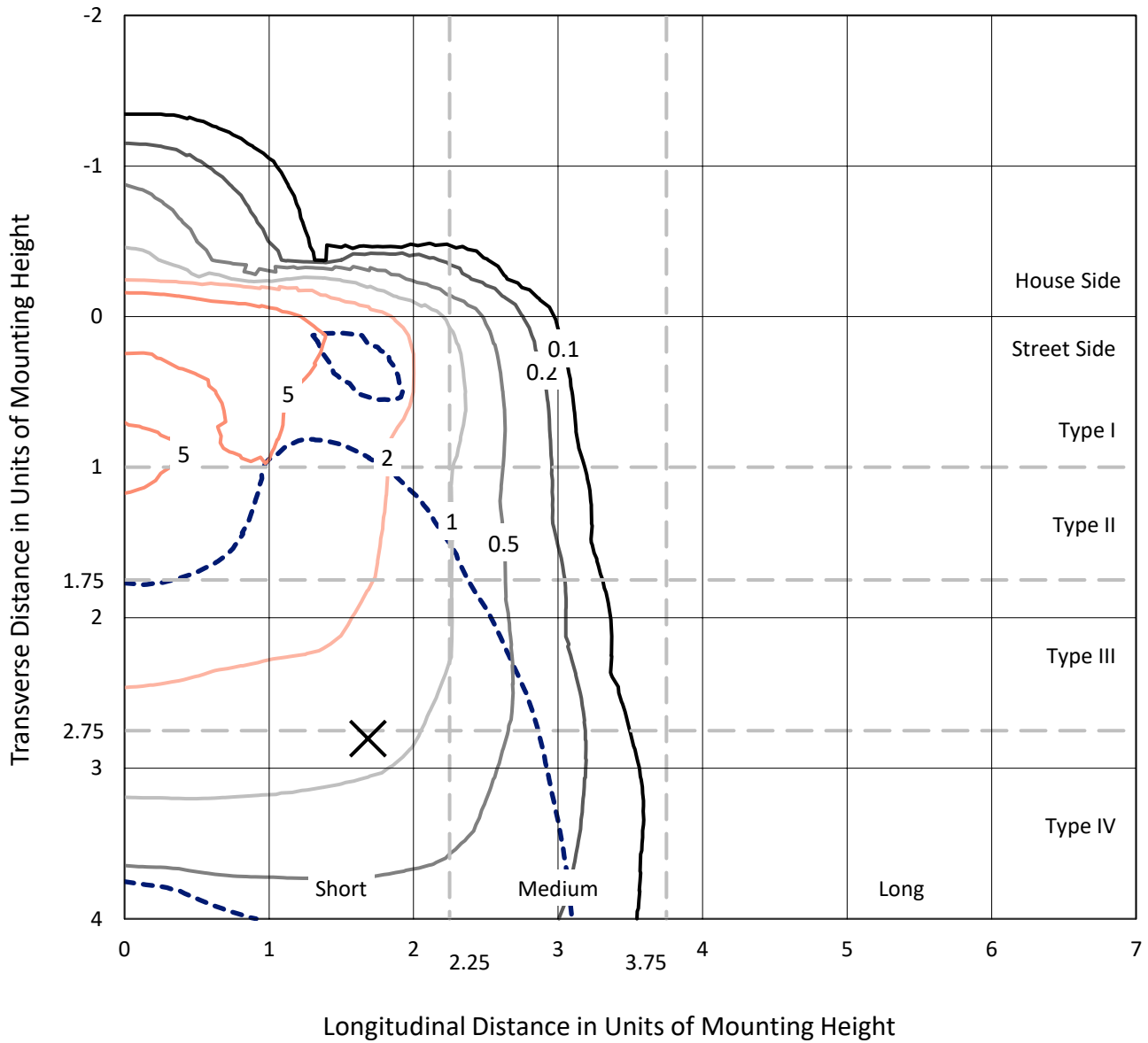
Input Watts (W): 59  
Input Voltage (V): NR  
Input Current (Ain): NR  
Voltage Rise (V): NR  
Power Factor: NR  
Total Harmonic Distortion (THDi): NR  
Frequency (hertz): 60  
Stabilization Time: NR  
Operation Time: NR  
Ambient Temperature (°C): NR  
Test Distance: 24 FT



REPORT NUMBER: P386010  
 CATALOG NUMBER: GWC-SA1C-760-U-T4FT-HSS

### Iso-Footcandle Lines of Horizontal Illumination

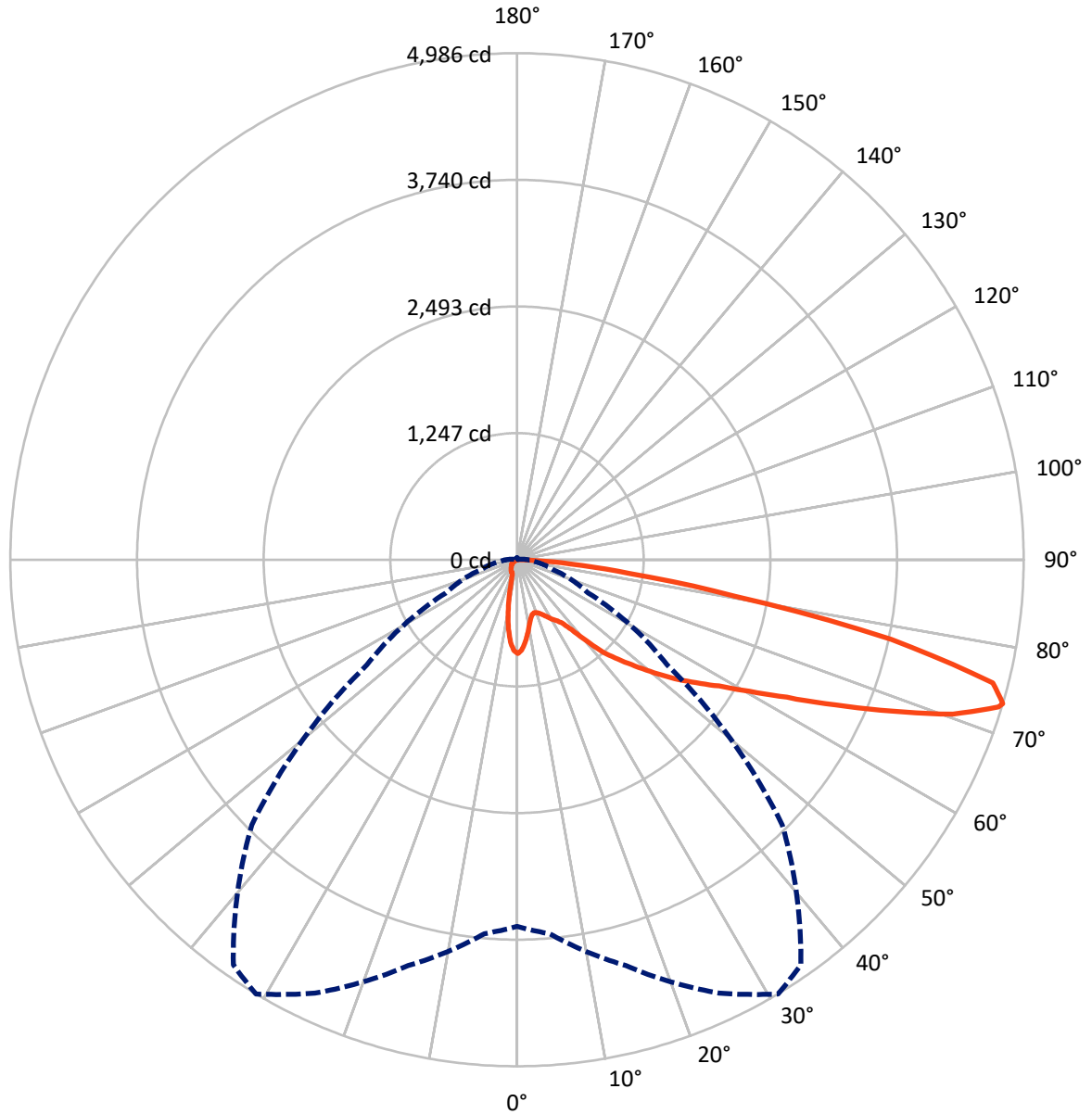
× Max cd  
 - - - 1/2 Max cd



Based on 10 foot mounting height. Maximum calculated value = 9.2 fc  
 Type IV - Short - N/A

REPORT NUMBER: P386010  
CATALOG NUMBER: GWC-SA1C-760-U-T4FT-HSS

### Luminous Intensity Polar Plot



— Vertical Plane Through 31-Deg Lateral    - - - Horizontal Cone Through 73-Deg Vertical



REPORT NUMBER: P386010  
 CATALOG NUMBER: GWC-SA1C-760-U-T4FT-HSS

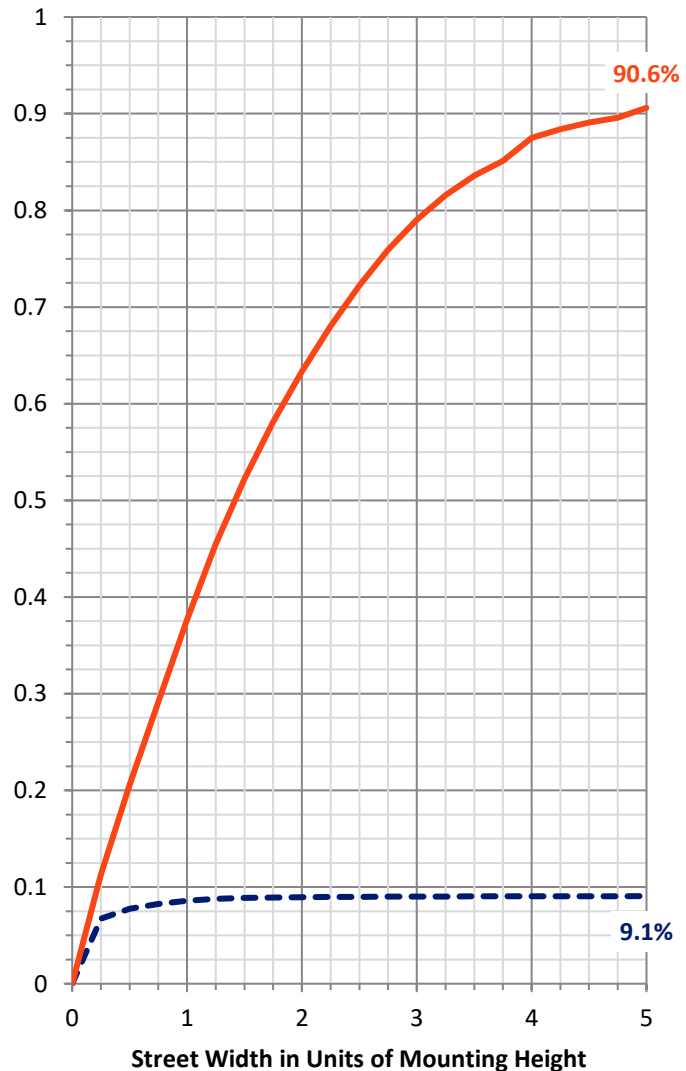
**FLUX DISTRIBUTION:**

		Downward	Upward	Total
<b>House Side</b>	Lumens	488.9	0.0	488.9
	% Fixture	9.1	0.0	9.1
<b>Street Side</b>	Lumens	4875.1	0.0	4875.1
	% Fixture	90.9	0.0	90.9
<b>Total</b>	Lumens	5364.0	0.0	5364.0
	% Fixture	100.0	0.0	100.0

**Coefficient of Utilization**

**ZONAL LUMENS:**

Zone	Lumens	% Fixture
0°-10°	76.5	1.4
10°-20°	166.1	3.1
20°-30°	248.9	4.6
30°-40°	396.1	7.4
40°-50°	707.3	13.2
50°-60°	1097.5	20.5
60°-70°	1458.9	27.2
70°-80°	1097.4	20.5
80°-90°	115.3	2.1
90°-100°	0.0	0.0
100°-110°	0.0	0.0
110°-120°	0.0	0.0
120°-130°	0.0	0.0
130°-140°	0.0	0.0
140°-150°	0.0	0.0
150°-160°	0.0	0.0
160°-170°	0.0	0.0
170°-180°	0.0	0.0
0°-90°	5364.0	100.0
0°-180°	5364.0	100.0



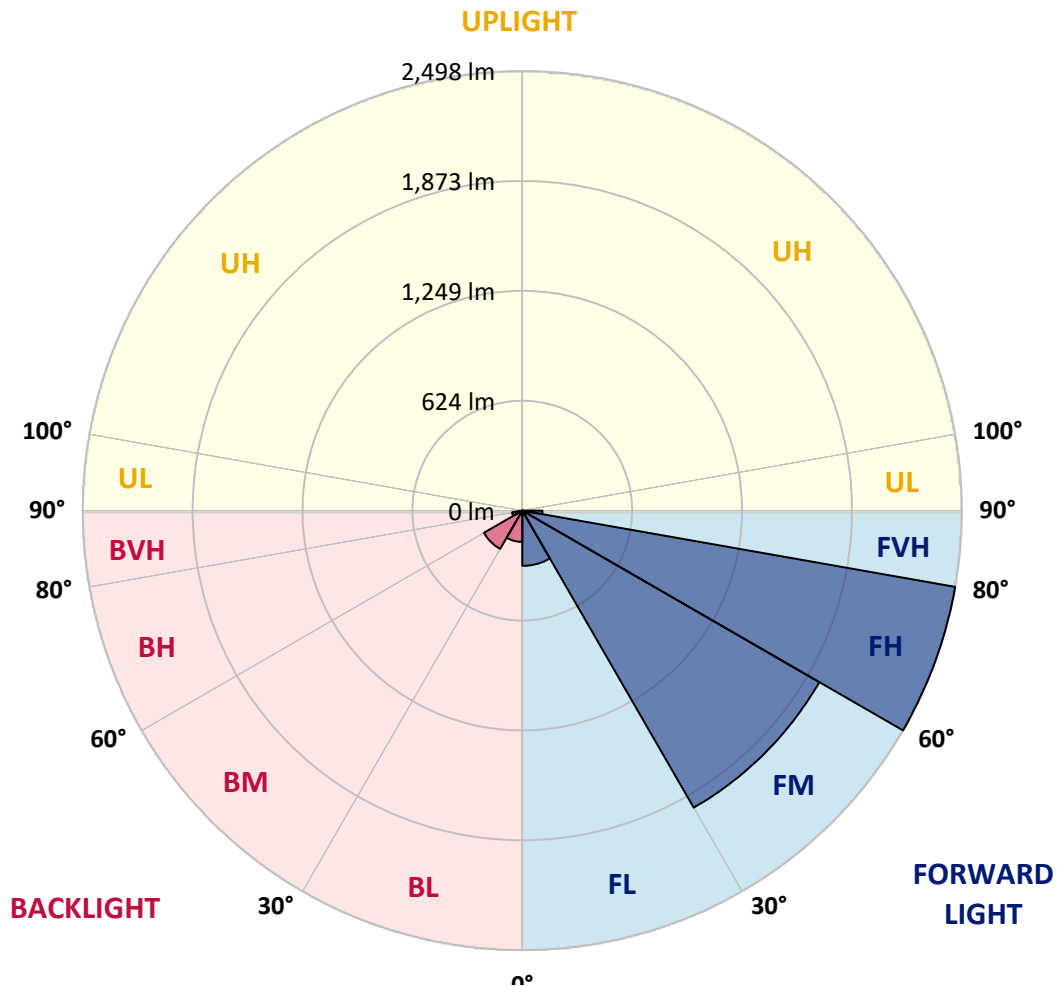
REPORT NUMBER: P386010

CATALOG NUMBER: GWC-SA1C-760-U-T4FT-HSS

**LUMINAIRE CLASSIFICATION SYSTEM LUMEN TABLE AND BUG RATING:**

Zone	Lumens	% Fixture	Zone Rating/Lumen Limit		
			B	U	G
FL (0°-30°)	313.8	5.9			
FM (30°-60°)	1949.1	36.3			
FH (60°-80°)	2497.8	46.6			G2/5000
FVH (80°-90°)	114.3	2.1			G2/225
BL (0°-30°)	177.8	3.3	B1/500		
BM (30°-60°)	251.7	4.7	B1/1000		
BH (60°-80°)	58.5	1.1	B0/110		G0/110
BVH (80°-90°)	1.0	0.0			G0/10
UL (90°-100°)	0.0	0.0		U0/0	
UH (100°-180°)	0.0	0.0		U0/0	

**BUG Rating: B1-U0-G2**  
 Type IV Short





REPORT NUMBER: P386010

CATALOG NUMBER: GWC-SA1C-760-U-T4FT-HSS

**CANDELA DISTRIBUTION (FULL):**

	0°	5°	15°	25°	31°	35°	45°	55°	65°	75°	85°
0°	922.9	922.9	922.9	922.9	922.9	922.9	922.9	922.9	922.9	922.9	922.9
2.5°	874.6	878.3	882.2	883.0	889.6	889.8	899.3	906.4	913.4	920.3	922.6
5°	784.8	790.9	797.9	805.0	818.9	824.5	847.6	871.2	893.8	915.3	925.8
7.5°	689.0	695.8	705.8	723.4	738.9	749.6	786.1	828.1	870.1	909.8	932.6
10°	601.6	607.9	618.4	637.0	660.9	675.6	724.7	783.0	844.7	904.8	942.8
12.5°	546.0	549.4	555.1	575.1	596.6	613.2	670.9	743.1	823.7	904.5	959.4
15°	535.7	536.8	532.1	541.0	557.8	573.8	632.3	710.8	807.7	908.7	980.9
17.5°	552.0	551.5	535.7	534.7	548.1	561.2	613.4	688.5	796.4	918.4	1008.7
20°	576.7	574.8	547.5	542.6	556.7	569.1	612.1	680.1	792.2	934.7	1042.6
22.5°	609.5	606.3	563.5	558.3	573.5	586.4	628.4	688.2	795.8	956.5	1082.0
25°	650.2	645.4	591.1	585.3	600.8	613.7	657.5	711.6	806.9	983.0	1131.8
27.5°	696.1	689.3	635.2	620.2	637.8	651.2	696.4	747.3	824.2	1011.1	1193.0
30°	739.4	730.5	681.7	657.0	678.5	693.5	738.4	789.8	852.0	1054.4	1276.7
32.5°	783.0	773.0	723.1	693.7	713.2	729.4	781.7	848.3	904.3	1120.5	1388.0
35°	883.3	872.8	811.6	763.0	762.8	772.0	842.3	928.4	973.3	1212.7	1520.8
37.5°	1052.0	1046.0	987.7	895.6	870.9	860.7	925.0	1023.9	1072.5	1339.4	1670.7
40°	1236.8	1231.6	1166.2	1082.7	1045.2	1020.0	1043.6	1157.0	1212.7	1494.3	1823.7
42.5°	1445.5	1420.6	1304.0	1279.1	1245.5	1226.3	1205.1	1321.1	1384.9	1662.8	1975.4
45°	1635.0	1593.0	1441.8	1404.0	1396.4	1401.1	1412.9	1541.6	1578.6	1863.1	2126.6
47.5°	1747.9	1714.8	1598.8	1562.6	1560.5	1591.7	1680.9	1790.7	1771.5	2037.6	2259.7
50°	1855.2	1825.3	1729.0	1737.9	1747.6	1790.1	1985.2	2046.8	1947.6	2195.9	2381.8
52.5°	1942.1	1896.4	1846.0	1896.2	1943.9	2012.5	2299.1	2276.8	2072.6	2321.9	2486.2
55°	1992.2	1971.5	1995.9	2046.3	2136.1	2247.4	2595.4	2468.1	2163.9	2436.9	2555.8
57.5°	2176.0	2135.3	2183.9	2227.4	2344.5	2500.1	2849.2	2610.6	2229.8	2508.0	2571.8
60°	2398.3	2365.5	2394.1	2466.5	2624.6	2807.5	3086.5	2726.9	2264.2	2553.7	2530.3
62.5°	2752.1	2708.8	2691.0	2772.1	2981.5	3181.3	3266.6	2807.5	2256.6	2533.5	2388.1
65°	3226.2	3181.3	3101.5	3175.0	3441.4	3582.4	3467.9	2824.6	2204.1	2370.0	2028.5
67.5°	3711.8	3679.2	3611.0	3734.9	3975.3	4020.7	3680.8	2783.1	2035.0	1921.6	1433.2
70°	4032.5	4018.6	4063.0	4337.0	4551.4	4538.3	3876.1	2560.3	1586.2	1181.7	709.0
72.5°	3801.3	3867.9	4195.5	4692.4	4954.4	4847.3	3775.8	1966.0	906.6	454.6	205.0
73°	3609.7	3695.0	4135.9	4705.8	4986.1	4868.8	3691.5	1804.6	772.7	358.8	155.4
75°	2511.2	2615.9	3424.1	4382.7	4837.5	4638.8	3077.1	1104.5	358.0	159.1	62.7
77.5°	1219.2	1296.7	1885.4	3166.6	3762.2	3624.4	1915.6	411.6	161.7	99.5	28.9
80°	455.1	506.1	818.4	1611.6	2174.1	2231.1	842.6	155.7	107.6	80.1	14.7
82.5°	119.2	132.8	301.9	718.7	1114.2	1166.2	265.6	78.5	78.7	65.9	8.9
85°	38.1	43.6	94.2	322.6	525.0	460.9	69.3	38.1	57.2	49.1	5.0
87.5°	4.7	6.0	29.9	75.9	115.8	64.3	10.8	11.3	24.4	27.3	2.9
90°	0.0	0.0	0.0	0.0	0.0	0.0	0.0	0.0	0.0	0.0	0.0



REPORT NUMBER: P386010

CATALOG NUMBER: GWC-SA1C-760-U-T4FT-HSS

**CANDELA DISTRIBUTION (continued):**

	90°	95°	105°	115°	125°	135°	145°	155°	165°	175°	180°
0°	922.9	922.9	922.9	922.9	922.9	922.9	922.9	922.9	922.9	922.9	922.9
2.5°	925.0	923.7	923.9	917.1	912.7	903.7	894.5	890.3	885.9	884.0	885.9
5°	929.7	927.3	920.5	899.5	877.2	848.3	821.3	800.8	775.1	768.0	775.4
7.5°	937.1	932.3	912.4	869.6	820.0	764.9	702.9	657.8	620.8	596.9	605.5
10°	947.8	938.9	898.7	826.0	737.3	639.7	551.7	483.2	434.7	414.7	413.9
12.5°	965.9	949.1	881.9	769.3	636.3	506.1	390.8	316.6	277.2	251.7	251.2
15°	985.9	961.2	860.7	701.4	518.7	362.5	251.7	195.3	169.8	161.7	160.6
17.5°	1010.3	975.1	833.1	617.6	395.6	240.2	164.3	148.0	147.0	146.2	146.2
20°	1041.0	991.7	797.7	521.8	280.6	160.4	139.6	140.7	141.2	140.2	140.4
22.5°	1076.7	1008.5	755.4	418.9	189.8	134.1	133.6	134.9	135.4	134.9	135.2
25°	1118.2	1027.9	704.0	311.0	137.0	127.3	128.6	130.5	131.8	131.8	131.8
27.5°	1169.6	1051.5	642.0	217.1	118.4	120.2	123.9	127.3	129.1	129.7	129.7
30°	1236.6	1080.9	567.7	148.8	107.6	110.8	117.6	124.2	127.6	128.1	128.4
32.5°	1321.1	1114.0	481.7	110.0	98.4	100.8	108.1	119.2	125.7	126.8	126.8
35°	1417.9	1152.3	389.0	95.8	91.9	92.7	98.4	111.0	122.6	125.5	125.7
37.5°	1524.0	1190.1	295.8	89.5	86.4	86.4	90.6	101.3	115.0	123.9	124.9
40°	1622.9	1212.9	207.4	84.5	81.4	81.4	85.0	92.9	105.8	119.2	122.1
42.5°	1714.3	1220.8	144.4	79.8	76.6	77.4	80.6	86.9	96.6	110.0	112.6
45°	1808.2	1219.5	105.3	74.3	71.9	74.3	76.6	81.4	88.5	96.1	96.6
47.5°	1879.1	1208.5	83.5	69.0	67.5	70.6	72.7	75.9	79.8	79.3	79.3
50°	1945.5	1181.7	67.2	61.9	63.0	66.7	67.7	68.8	69.0	64.0	63.5
52.5°	1995.9	1140.0	53.8	54.3	58.5	62.2	61.2	59.6	57.0	50.9	49.9
55°	2012.7	1059.6	42.3	44.9	52.0	56.7	52.8	49.3	44.4	39.4	38.3
57.5°	1982.3	956.0	34.4	34.9	43.8	47.8	43.3	39.4	33.9	29.7	28.9
60°	1917.7	840.7	28.3	26.2	33.9	37.3	34.4	30.4	25.5	22.3	22.0
62.5°	1789.6	717.9	23.4	20.5	25.7	28.6	26.8	23.9	19.7	17.6	17.3
65°	1520.3	574.3	18.9	16.5	19.9	22.3	20.7	18.6	15.5	13.9	13.6
67.5°	1061.2	388.2	15.5	13.6	15.7	17.6	16.3	15.2	12.3	12.1	12.3
70°	511.8	187.1	12.9	11.0	12.3	13.6	13.1	12.3	11.8	13.6	15.7
72.5°	146.7	62.7	10.2	9.2	10.0	10.8	11.3	11.0	12.9	16.5	19.2
73°	112.9	50.7	9.7	8.7	9.4	10.5	11.0	10.8	13.1	16.8	19.2
75°	48.3	24.4	7.3	7.1	7.9	9.2	9.7	9.7	13.1	17.1	18.4
77.5°	21.8	13.1	4.7	5.5	6.8	7.3	8.1	8.1	10.5	13.1	13.1
80°	12.3	7.1	3.7	4.2	5.0	5.0	5.0	4.5	4.7	5.2	5.8
82.5°	7.9	4.7	2.9	3.4	3.1	2.6	2.1	2.1	1.8	2.1	2.6
85°	4.5	2.6	2.6	2.1	1.3	1.0	1.3	1.0	0.3	0.0	0.3
87.5°	2.6	1.6	0.8	0.0	0.0	0.0	0.0	0.0	0.0	0.0	0.0
90°	0.0	0.0	0.0	0.0	0.0	0.0	0.0	0.0	0.0	0.0	0.0



Signify Classified - Internal  
Cooper Lighting Solutions Photometric Lab  
1121 Highway 74 South  
Peachtree City, GA 30269

Scaled Data Report



Report Generated By 670245982

Signify Classified - Internal  
Cooper Lighting Solutions Photometric Lab  
1121 Highway 74 South  
Peachtree City, GA 30269

Scaled Data Report



Signify Classified - Internal  
Cooper Lighting Solutions Photometric Lab  
1121 Highway 74 South  
Peachtree City, GA 30269

Scaled Data Report



Signify Classified - Internal  
Cooper Lighting Solutions Photometric Lab  
1121 Highway 74 South  
Peachtree City, GA 30269

Scaled Data Report



Signify Classified - Internal  
Cooper Lighting Solutions Photometric Lab  
1121 Highway 74 South  
Peachtree City, GA 30269

Scaled Data Report



--- HS — SS

Signify Classified - Internal  
Cooper Lighting Solutions Photometric Lab  
1121 Highway 74 South  
Peachtree City, GA 30269

Scaled Data Report



u

Signify Classified - Internal  
Cooper Lighting Solutions Photometric Lab  
1121 Highway 74 South  
Peachtree City, GA 30269

Scaled Data Report



Signify Classified - Internal  
Cooper Lighting Solutions Photometric Lab  
1121 Highway 74 South  
Peachtree City, GA 30269

Scaled Data Report



(END OF REPORT)